


# Chapter 7



## Lane Departure

Lane departure consists of two crash types that are the result of at least one vehicle leaving its proper lane of travel — Run Off Road and Head On crashes. These are Maine's top two fatal crash types. The two leading contributing factors to these crash types are illegal or unsafe speed and driver inattention. Lane Departure crashes account for nearly 70% of Maine's crash fatalities.

These crashes tend to be more severe because of the speed involved, and vehicles striking a fixed object or an oncoming vehicle. There has been no significant reduction in either of these types of crashes and their resulting fatalities and injuries in recent years.

### Run Off Road

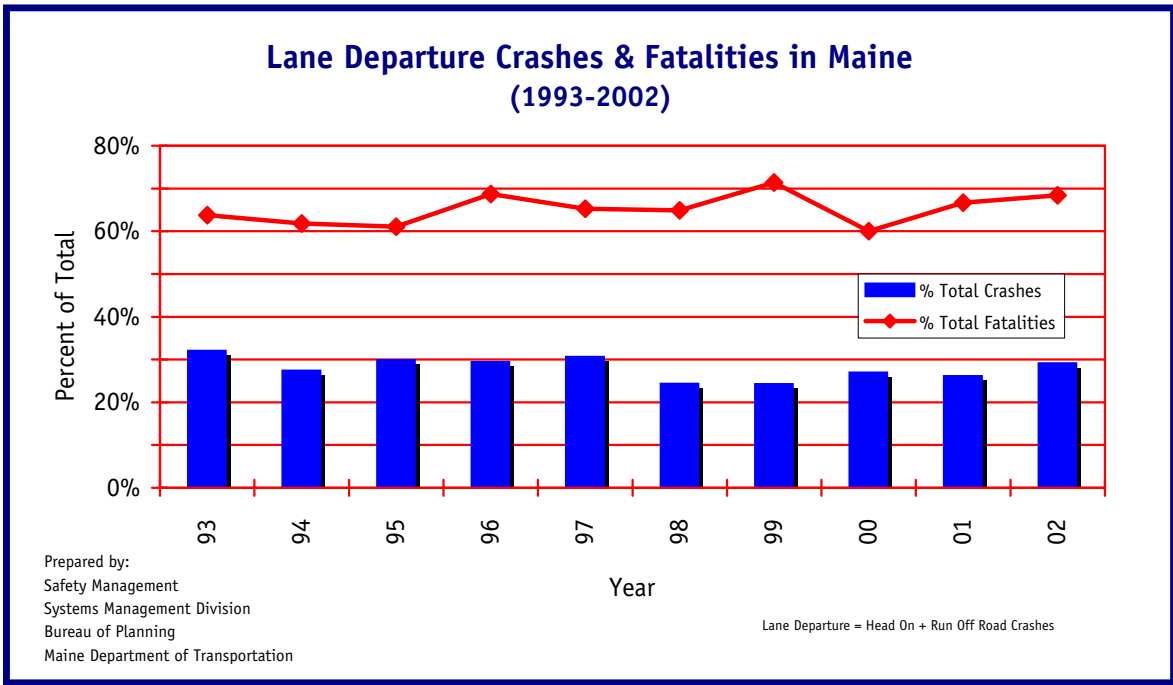
- Maine's leading fatal crash type. There were 94 fatalities in 2002 (more than 40% of the total)
- The second leading crash type in 2002, with nearly 9,700 run off the road crashes resulting in nearly 5,000 injuries.
- This crash type usually occurs when a single vehicle strikes a fixed object such as ledge, ditch, tree, or utility pole.
- The percentage of Run Off Road crashes to the state's total crashes is increasing, though the percentage of Run Off Road fatalities to the state's total is relatively unchanged.

### Head On

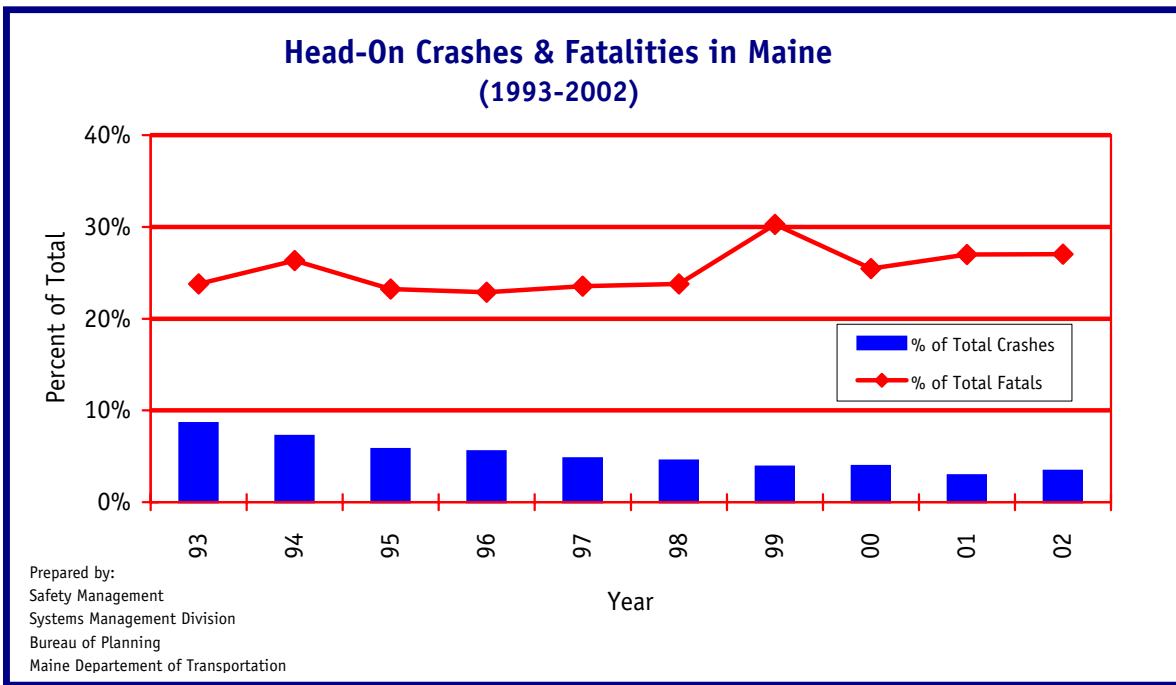
- With 1,259 crashes in 2002, this crash type has a relatively low frequency.
- Relative severity of a head on crash is high. There were 53 Head On crash fatalities in 2002. For all Maine crashes, there is an average of one fatality for every 200 crashes. This compares to Head On crashes, where there is an average of one fatality for every 25 crashes - a rate that is 8 times higher than the statewide fatality to crash ratio. The forces resulting from colliding vehicles traveling in opposite directions are severe.
- The number of head on crashes has been decreasing, but the percentage of Head On crash fatalities to all crash types has increased.

### National Trends

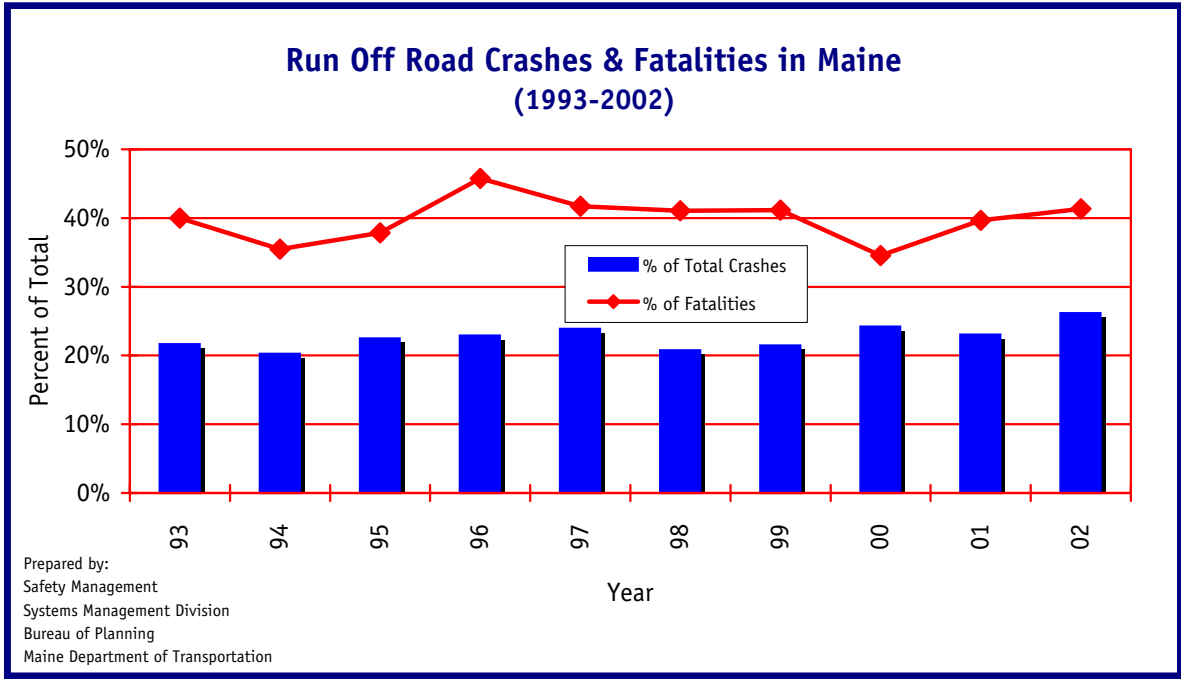
Fatalities from single vehicle Run Off Road crashes account for 39% of the total and Head On crashes for 14%. Total Lane Departure fatalities account for 53% of the national total.



Lane Departure crashes account for about 28% of all crashes and roughly 70% of all fatalities. Fatalities have increased over the past 2 years.



Head On crashes account for only 5% of the crashes, but are responsible for roughly 25% of the fatalities. Although the number of crashes has declined, the percentage of fatalities has gone up.



Run Off Road crashes account for about 20% of all crashes, yet are responsible for 40% of the fatalities.

