



Chapter 6

Lane Departure crashes are the outcomes of what happens when vehicles leave their designated lane and are involved in either a Head-On or Run Off the Road crash. The results are devastating whether the errant vehicle collides head-on with an oncoming vehicle or slams into a fixed object, rolls over or has some other severe impact. Run Off Road is Maine’s most frequent fatal crash type.



- Lane Departure crashes are 33% of Maine’s crash total (5 year annual average).
- An average of 125 fatalities result from Lane Departure crashes, and remains relatively unchanged in the last 10 years. This represents 73% of Maine’s total crash fatalities (about 33% of Lane Departure fatalities were Head-On and 67% were Run Off Road).
- 48% of Lane Departure fatalities were speed related.
- Weather plays a role in Maine’s Lane Departure crashes – 4,600 crashes a year resulting in an average of 14 fatalities occurred on wintry road surfaces; 1,375 crashes resulting in 18 fatalities on wet roads.
- Most fatalities did NOT occur on major or interstate highways. Of Lane Departure fatalities, 57% occurred on these secondary road classes: major collectors (23%), minor collectors (12%) and local roads (22%).
- With 114 fatalities in 2009, this is Maine’s leading fatal crash type (71% of the total).

Run Off Road

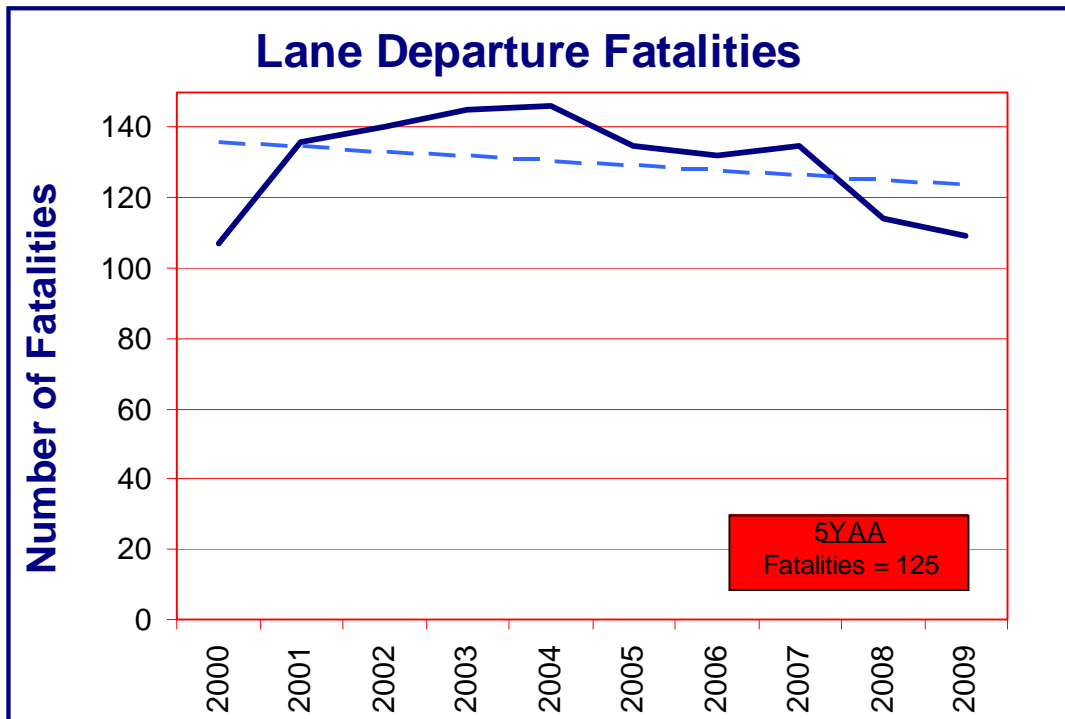
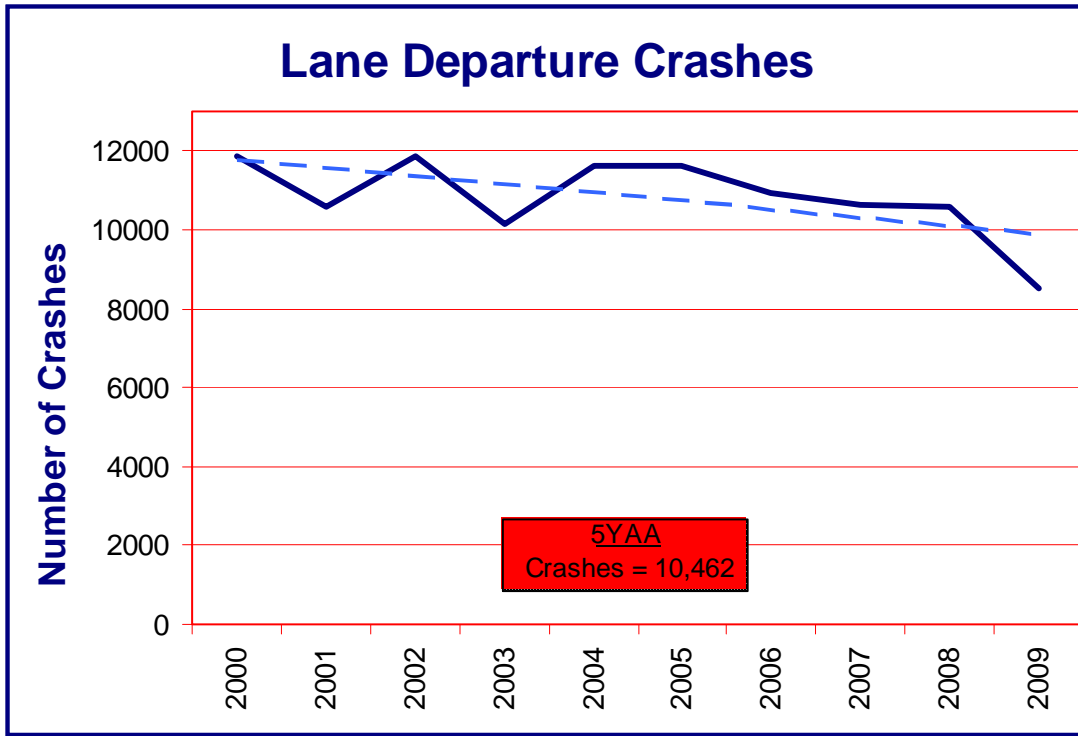
- In 2009 there were 6,600 crashes resulting in 66 fatalities.
- Run Off Road crashes usually occur when a vehicle strikes a fixed object, such as a pole, tree, ditch or ledge.

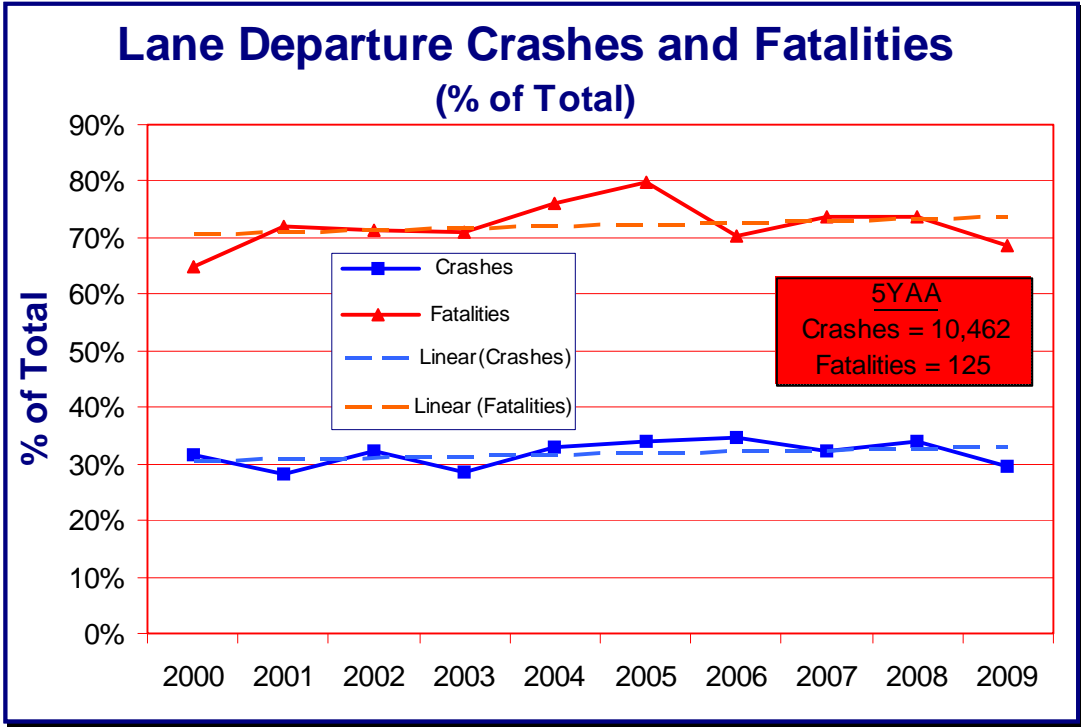
Head-On

With 832 crashes accounting for 41 fatalities, Head-On Crashes are low frequency, high consequence events. When compared to all Maine’s crashes, which in 2009 averaged one fatality per every 180 crashes, head-on crashes averaged 1 fatality per every 19 crashes, a rate that is nearly 10 times higher than the statewide fatality to crash ratio.

Head-On crashes are the most severe vehicle crash type. Below are the comparative fatality rates for Head-On crashes, Run Off Road crashes and All Crash types:

Fatalities per 1,000 crashes	
ALL Crashes	5.2
Run Off Road	9.0
Head On	45.6





Lane Departure crashes are severe, with about 33% of Maine’s crashes being this type, but these crashes result in 73% of the state’s fatalities.